



UNIVERSITY
of VIRGINIA

INTERNATIONAL
STUDIES OFFICE



2019-2020

Facts & Figures

International Students & Scholars Program • Education Abroad
Lorna Sundberg International Center • CORE • Peace Corps Prep

Contents

Click on each subheading to jump to that section. To return to this page, please click “Contents” on the bottom of the page.

<u>ABOUT THE ISO</u>	3
<hr/>	
<u>INTERNATIONAL STUDENTS & SCHOLARS PROGRAM</u>	
Non-U.S. Citizen Enrolled Students and OPT	5
Enrolled Students by Schools	5
Top Sending Countries	6
All Sending Countries	6
Degrees Conferred	8
Visiting Scholars and Exchange Students	9
International Faculty	10
<hr/>	
<u>EDUCATION ABROAD</u>	
Total Participation	12
UVA Faculty-Led Education Programs	13
Experiential Programs Abroad	13
Student Participant Demographics	13
Leading Destinations	15
All Destinations	15
Participation as Percentage of School of Enrollment	17
Class of 2020 Education Abroad Participation	18
Undergraduate by Academic Year	18
Degree Program of Undergraduate Student Participants	19
Undergraduate Majors by Academic Year	20
Degree Program of Graduate Student Participants	22
Financial Aid for Education Abroad, Undergraduate Students	23
Education Abroad Program and Course Evaluation Data, Undergraduate Students	24
Historical Participation Data	25
International Academic Affiliation Agreements	26
<hr/>	
<u>LORNA SUNDBERG INTERNATIONAL CENTER</u>	
Activity Summary	27
Participant Home Countries and Status	28
<hr/>	
<u>CULTURAL ORIENTATION, REFLECTION, AND ENGAGEMENT</u>	29
<hr/>	
<u>PEACE CORPS PREP</u>	29
<hr/>	
<u>STUDENT AWARDS & HONORS</u>	30
<hr/>	
<u>LINKS</u>	30
<hr/>	

About the ISO

The International Studies Office (ISO), a division of UVA Global, is a University-wide resource which contributes to UVA's global mission through activities, programs and services designed to support the development of a globally aware, culturally diverse education and research environment. Through the International Students and Scholars Program, Education Abroad, and the Lorna Sundberg International Center, the ISO provides expertise and infrastructure to help expand and sustain global education at the University of Virginia. The ISO is also home to the CORE (Cultural Orientation, Reflection, and Engagement) Program and the Peace Corps Prep Program.

International Students and Scholars Program staff:

- provide advice and counsel to the international student and scholar community
- serve as a resource in support of international initiatives
- provide programming and services to support the adjustment and integration of international students and scholars to the U.S. and the university community

Education Abroad staff:

- guide and advise students, scholars and faculty on education abroad
- provide information about study abroad opportunities and promote cross-cultural and safety awareness
- facilitate and ensure access to education abroad for students from diverse backgrounds and students from underrepresented groups
- collaborate with University leaders, faculty, staff, and others to increase student participation in education abroad
- assist faculty and administrators in setting up study abroad programs

Lorna Sundberg International Center staff and volunteers:

- offer programs and services to enhance the experience of UVA's international students, scholars, faculty and families
- provide opportunities for intercultural enrichment for the University and the local community

The ISO is funded through the Office of the Executive Vice President and Provost. The Director reports to the Vice Provost for Global Affairs, Stephen D. Mull. The ISO is advised by the Faculty Advisory Committee on Education Abroad, the University Risk Management Committee for Education Abroad, and the International Students and Scholars Advisory Council. In addition to the College and Graduate School of Arts and Sciences and the professional schools of the University, the ISO regularly collaborates with the Division of Student Affairs, Office of Summer and Special Academic Programs, University Housing and Dining Services, University Registrar, Student Financial Services, Office of Risk Management, Office of the General Counsel, Public Affairs, University Career Services, Center for International Studies, Global Affairs Advisory Council and student associations such as Global Student Council.

The operations of the ISO are informed by the University's Statement of Purpose and Code of Ethics and core values of honor and ethics, faculty excellence, innovation and collaboration in the pursuit of knowledge, and leadership for the public good and education for freedom.

The ISO endorses the Statements of Ethics, Professional Competencies and Principles for Programs and Services developed by NAFFSA: Association of International Educators and the Standards for Good Practice adopted by the Forum on Education Abroad.

International Students & Scholars Program

3,041

ENROLLED STUDENTS & OPT

158

EXCHANGE STUDENTS

509

SCHOLARS

192

FACULTY

105

COUNTRIES

The number of international students at UVA continued to increase in 2019-20; however, the number of visiting scholars from outside the US joining the UVA community declined 10%. The decline is attributable to the outbreak of COVID-19 and subsequent pandemic and restrictions on mobility in the winter and spring of 2020. With logistical support from the Office of Engagement, the ISO offered the UVA Express program fall 2019 to entering undergraduates and exchange students. ISO continues to partner with CAPS (Counseling and Psychological Services at UVA) to offer a monthly support group called Global Bridges, and to co-facilitate a longstanding bi-weekly support group for undergraduate and graduate international students and scholars. The International Students and Scholars Program with support from ITS implemented new software, Terra Dotta, to integrate UVA information systems and provide a dependable, secure interface with SEVIS. The new system supports better management of student data and monitoring for compliance. The major user benefits are:

- Students and scholars can schedule one-on-one appointments with ISO Advisors through ISSP Connect (Terra Dotta) and Zoom.
- Students and scholars can submit immigration requests online through ISSP Connect and are able to see the status of their requests (pending, approved)
- Advisors can pull reports based on student or scholar requests. For example, ISSP can pull a report to see how many students have completed the Immigration Check-in form, or how many students have an active I-20 studying Business.
- ISSP Connect also has an assessment feature that quizzes student on their understanding of the online orientation. The International Student Orientation module was moved to ISSP Connect to tie to the immigration check-in for Fall 2020.
- Departmental administrators can view the current status of all visiting scholars hosted by their departments and make requests directly online.



All data is from UVA's Institutional Assessment & Studies, except OPT, visiting scholars, and exchange student data.

NON-U.S. CITIZEN ENROLLED STUDENTS AND OPT, FALL 2019

STUDENT OVERVIEW	COUNT	UNDERGRADUATE	COUNT	GRADUATE	COUNT
Undergraduate	832	First-year	200	Masters (includes MBA)	749
Graduate	1,616	Second-Year	177	Doctors	795
OPT (all academic level)	593	Third-year	190	JD	6
GRAND TOTAL	3,041	Fourth-year	173	MD	15
		Unspecified	92	Course of Study	23
		SUBTOTAL	832	PND	28
				SUBTOTAL	1,616

ENROLLED STUDENTS BY SCHOOLS, FALL 2019

UNDERGRADUATE	TOTAL	NON-U.S. CITIZEN	% NON-US CITIZEN
Architecture	324	23	7%
Arts & Sciences	11,484	561	5%
Commerce	703	61	9%
Continuing and Professional Studies	308	0	0%
Education	438	5	1%
Engineering	2,861	85	3%
Leadership & Public Policy	157	3	2%
Nursing	399	2	1%
Post-Baccalaureate	32	1	3%
Undergraduate Non-Degree	293	91	31%
TOTAL	16,999	832	5%

GRADUATE	TOTAL	NON-U.S. CITIZEN	% NON-US CITIZEN
Architecture	264	150	57%
Arts & Sciences	1,314	424	32%
Commerce	273	72	26%
Continuing and Professional Studies	129	0	0%
Darden	917	170	19%
Education	939	28	3%
Engineering	1,057	563	53%
Law	1,028	65	6%
Leadership & Public Policy	116	10	9%
Medicine	925	55	6%
McIntire Darden Grad Business	59	0	0%
Nursing	404	6	1%
Provost	97	21	22%
Graduate Non-Degree	466	52	11%
TOTAL	7,988	1,616	20%
GRAND TOTAL	24,987	2,448	10%

TOP COUNTRIES, FALL 2019

By academic career and foreign citizenship country

COUNTRY OF CITIZENSHIP	UNDERGRADUATE
China	365
India	53
Korea, Republic of	39
United Kingdom	22
Canada	19
Germany	15
France	14
Thailand	12
Viet Nam	12
Australia	11*

*Singapore and Spain also had 11 students.

COUNTRY OF CITIZENSHIP	GRADUATE
China	838
India	183
Korea, Republic of	63
Bangladesh	53
Iran (Islamic Republic Of)	40
Poland	32
Taiwan, Republic of China	27
Multiple	25
Canada	21
Brazil	21

ALL STUDENTS BY COUNTRIES

By academic career and foreign citizenship country

COUNTRY	UGRAD	GRAD	TOTAL
Algeria	0	1	1
Argentina	3	2	5
Australia	11	3	14
Austria	2	0	2
Azerbaijan	1	0	1
Bahamas	1	0	1
Bahrain	2	0	2
Bangladesh	4	53	57
Barbados	1	0	1
Belarus	0	2	2
Belgium	1	0	1
Bolivia	4	1	5
Brazil	8	21	29
Cambodia	1	0	1
Cameroon	1	2	3
Canada	19	21	40
Chile	0	4	4
China	365	838	1,203
Colombia	4	12	16
Costa Rica	0	3	3
Cote D'Ivoire	1	1	2
Croatia	1	0	1
Czech Republic	0	1	1
Denmark	1	1	2
Ecuador	10	3	13
Egypt	4	9	13
El Salvador	3	1	4
Ethiopia	0	5	5
Finland	1	0	1

COUNTRY	UGRAD	GRAD	TOTAL
France	14	5	19
Georgia	0	2	2
Germany	15	11	26
Ghana	0	8	8
Greece	2	3	5
Guatemala	1	0	1
Guinea	1	0	1
Haiti	0	1	1
Honduras	1	0	1
Hong Kong	8	5	13
Iceland	2	0	2
India	53	183	236
Indonesia	4	8	12
Iran (Islamic Republic Of)	1	40	41
Ireland	2	0	2
Israel	0	4	4
Italy	8	8	16
Jamaica	4	0	4
Japan	10	16	26
Kazakhstan	3	1	4
Kenya	1	0	1
Korea, Democratic People's Rep	1	0	1
Korea, Republic of	39	63	102
Kuwait	0	5	5
Latvia	1	0	1
Lebanon	0	5	5
Lithuania	1	2	3

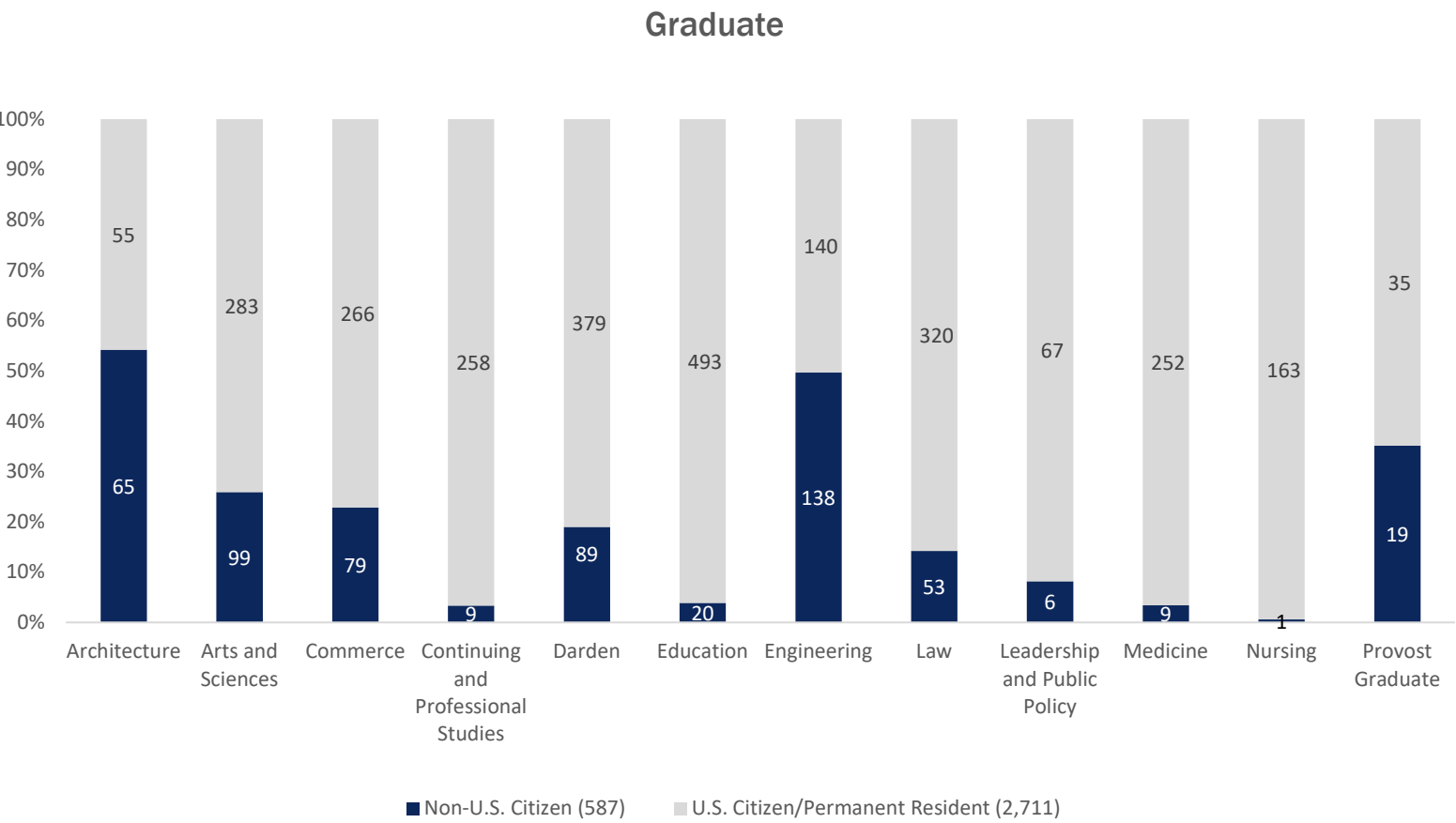
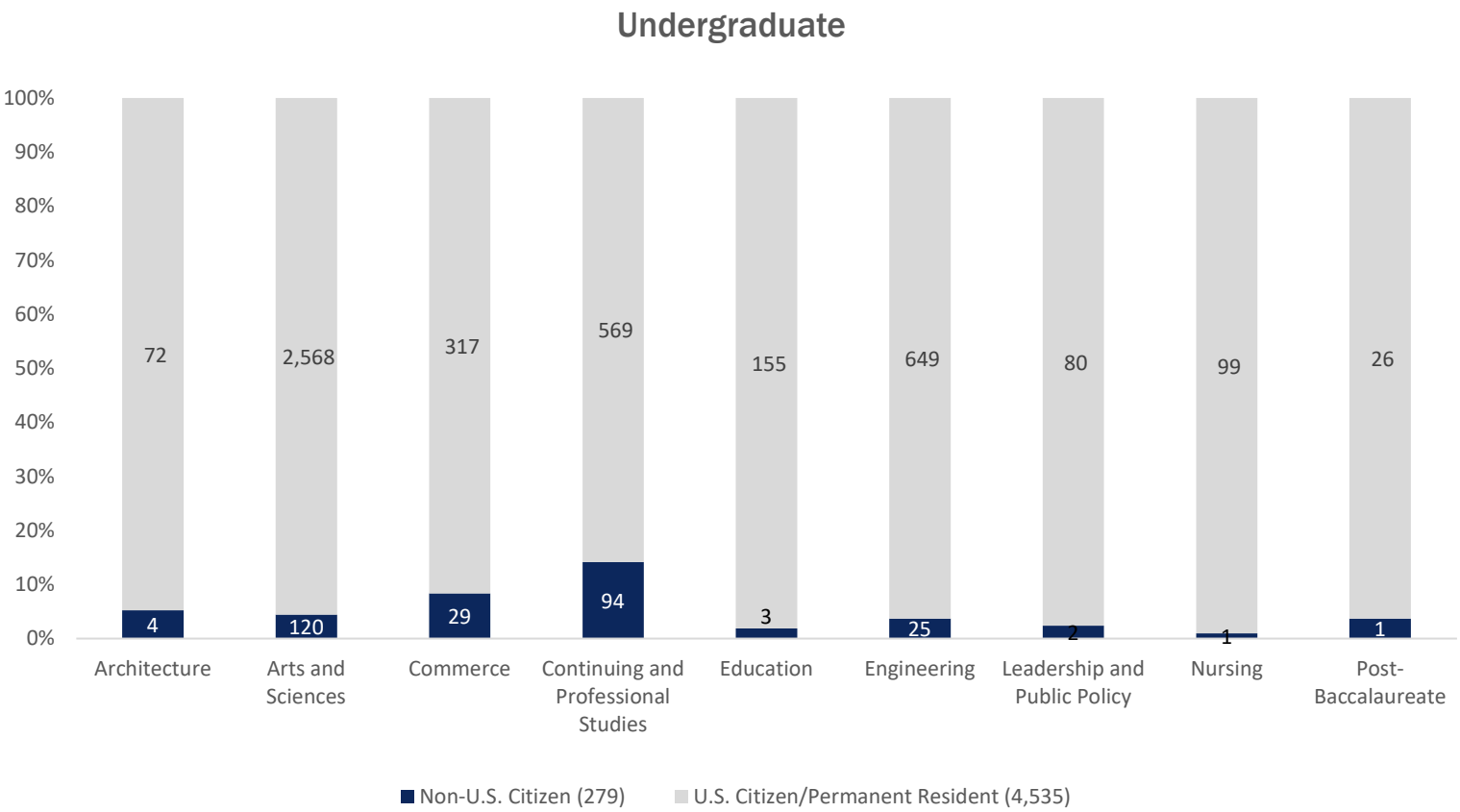
COUNTRY	UGRAD	GRAD	TOTAL
Malaysia	2	6	8
Malta	1	0	1
Mexico	1	15	16
Mongolia	2	0	2
Morocco	0	1	1
Multiple	50	25	75
Myanmar	2	0	2
Namibia	1	0	1
Nepal	0	6	6
Netherlands	10	3	13
New Zealand	5	2	7
Nicaragua	1	0	1
Nigeria	4	16	20
Norway	3	0	3
Pakistan	4	15	19
Palestinian Territory, Occupie	0	1	1
Panama	8	0	8
Paraguay	2	1	3
Peru	8	8	16
Philippines	2	5	7
Poland	2	32	34
Portugal	2	1	3
Republic of Montenegro	0	1	1
Republic of Serbia	1	3	4

COUNTRY	UGRAD	GRAD	TOTAL
Romania	0	1	1
Russian Federation	3	8	11
Saudi Arabia	1	1	2
Senegal	0	1	1
Singapore	11	5	16
Slovenia	1	0	1
South Africa	4	2	6
Spain	11	6	17
Sri Lanka	0	7	7
Sweden	4	2	6
Switzerland	1	2	3
Taiwan, Republic of China	4	27	31
Thailand	12	7	19
Trinidad and Tobago	1	0	1
Tunisia	0	4	4
Turkey	8	19	27
Uganda	1	1	2
Ukraine	1	2	3
United Kingdom	22	8	30
Uruguay	1	1	2
Venezuela	2	3	5
Viet Nam	12	13	25
Zimbabwe	0	1	1
TOTAL	832	1,616	2,448



All sending countries

DEGREES CONFERRED BY SCHOOL, 2019-20





VISITING SCHOLARS AND EXCHANGE STUDENTS

VISITING SCHOLARS	
Female	205
Male	304
GRAND TOTAL	509

EXCHANGE STUDENTS	
Number of students	158
Sending Countries	19

TOP SENDING COUNTRIES - VISITING SCHOLARS	
COUNTRY OF CITIZENSHIP	SCHOLARS
China	216
India	53
Korea	20
Japan	19
France	18
Germany	22

TOP SENDING COUNTRIES - EXCHANGE STUDENTS	
COUNTRY OF CITIZENSHIP	STUDENTS
Spain	21
Italy	19
France	17
UK	15
Singapore	12
Australia	12

INTERNATIONAL FACULTY, FALL 2019

TENURED AND TENURE-TRACK FACULTY			
SCHOOL	TOTAL	NON U.S. CITIZEN	U.S. CITIZEN/PERMANENT RESIDENT
Architecture	42	5	37
Arts and Sciences	599	46	553
Batten	17	0	17
Commerce	61	4	57
Continuing and Professional Studies	0	0	0
Education	73	0	73
Darden	67	8	59
Data Sciences	0	0	0
Engineering	175	26	149
Law	71	0	71
Medicine	554	9	545
Nursing	22	1	21
GRAND TOTAL	1,681	99	1,582

GENERAL FACULTY			
SCHOOL	TOTAL	NON U.S. CITIZEN	U.S. CITIZEN/PERMANENT RESIDENT
Architecture	19	3	16
Arts and Sciences	275	38	237
Batten	16	0	16
Commerce	34	1	33
Continuing and Professional Studies	19	0	19
Education	75	0	75
Darden	31	1	30
Data Sciences	4	0	4
Engineering	66	9	57
Law	37	2	35
Medicine	716	32	684
Nursing	45	0	45
Other	248	7	241
GRAND TOTAL	1,585	93	1,492

Notes:

1. Data are based on Salaried Employee Census Data, Fall 2019 (October 25, 2019).
2. All types of faculty are included.
3. Three types of pay status are included: active, leave with full pay and leave with partial pay.
4. Tenured and tenure track faculty on temporary administrative positions are counted in their tenure schools.

Education Abroad

1,273
PARTICIPANTS

244
PROGRAMS & PROJECTS

59
COUNTRIES

In the Open Doors 2019 report published by the Institute for International Education (IIE), UVA ranks 16th among U.S. universities for the number of students awarded credit for education abroad. This is the fifth year that UVA has made the top 25, a list mostly populated by much larger institutions. Although no students traveled abroad for spring break or summer, there were still 1,273 UVA students who went abroad during other terms. There was a record-breaking number of applications to January term programs in 2020. A total of 413 students studied abroad in January 2020 and more than 100 students who completed an application were not able to participate because there was not enough program capacity to meet the demand, despite the addition of new programs in Vietnam and Kenya.

The UVA in Valencia program host its first UVA Global First Program and introduced English taught Pre-Health courses in the fall of 2019. The fall Pre-Health track is geared toward Valencia First students and transfer students during their first semester at UVA and consists of the first semester Biology, Chemistry, and Calculus courses. The program expanded the Pre-Health program to the spring semester with Biology, Chemistry, and Statistics courses that are generally taken during the spring semester of a student's second year.

Summer 2020 was on track to offer nine new faculty-led programs, including engineering programs in Greece and Lithuania, internship programs in Belgium and India, and other field study, practicum, and community engagement programs in India, Mexico, Morocco, Nepal, and the Philippines.

Instead, the new academic Virtual Global Internship program was developed to offer several students who were planning to intern abroad in summer 2020 the chance to extend their relationships with “the global” through remote internships and participation in the Global Studies course, “Interning Abroad in Virtual Conditions.” Thirteen students completed 8- to 10-week internships with four international organizations (most of which were not-for-profits) located in Morocco, India, Thailand, and Peru.

Finally, a record number of UVA students applied for and were awarded scholarships to study abroad. For Fall 2019/Year 2019-2020, 19 recipients were awarded 28 ISO-administered scholarships, totaling \$51,850; in Spring 2020, 30 recipients were awarded 44 ISO-administered scholarships, totaling \$85,343; and for Summer 2020 (prior to the cancellation due to Covid-19), 93 recipients were slated to receive 133 ISO-administered scholarships, totaling \$210,350. Five students received the Gilman scholarship, one student is an alternate, and one student received the Gilman-McCain scholarship.

SUSPENSION OF EDUCATION ABROAD DUE TO THE CORONAVIRUS PANDEMIC

With the 2020 coronavirus pandemic, international education and exchange at UVA and at institutions across the United States and abroad saw an unprecedented suspension of spring semester activities. With spring semester academic programming largely shifted online by mid-March, an ambitious effort was undertaken to repatriate students home within a period of weeks. University leadership recognized ISO staff, colleagues across the University and among partner universities and provider organizations who helped nearly 400 students return or transition into quarantine conditions safely.

(Note: The following numbers reflect students who enrolled or registered with ISO for Spring, Summer, and Fall semesters in 2020. In some cases, the same student was registered for multiple programs in multiple semesters. Summer and Fall semesters also do not reflect students who changed or abandoned plans before enrolling or registering.)

Total graduate and undergraduate students affected by COVID19 in 2020: **2,370**

SPRING SEMESTER

Students whose semester abroad was interrupted and who had to depart early: 380

Students whose semester abroad was cancelled before departure: 14

Students whose Spring Break programs abroad were cancelled before departure: 250

SUMMER SEMESTER

Students whose summer programs or travel plans abroad were suspended: 1,518

FALL SEMESTER

Students whose fall semester abroad was cancelled before departure: 208

TOTAL PARTICIPATION, 2019-20

STUDENT TYPE	JANUARY	FALL SEMESTER	FALL EMBEDDED	SPRING SEMESTER	SPRING EMBEDDED	SUMMER	YEAR	GRAND TOTAL
Undergraduate Study Abroad	283	224	18	306	-	-	4	835
Undergraduate Independent Projects	3	3	-	5	-	-	-	11
UVA Affiliated Undergraduate Internships	-	-	-	-	-	14*	-	14
Graduate/Professional Study Abroad	124	28	200	25	-	-	1	378
Graduate/Professional Independent Projects	3	14	-	26	-	-	6	49
UVA Affiliated Graduate Internships	-	-	-	-	-	-	-	-
GRAND TOTAL	413	269	218	362	0	14	11	1273

Note: Includes students engaged in study abroad and in independent projects abroad.

Includes students who have studied abroad multiple times.

**Remote global internships conducted virtually during Summer 2020 not included in total count*

UVA FACULTY-LED EDUCATION PROGRAMS, 2019-20

ADMINISTRATIVE HOME	PROGRAMS	FACULTY	STAFF	TA
Exec MBA	2	6	3	-
Darden DWC	3	4	3	-
COMM GIE	1	1	1	-
Medicine	7	18	10	-
Law	3	5	1	-
ISO	51	41	6	4
TOTAL	67	75	24	4

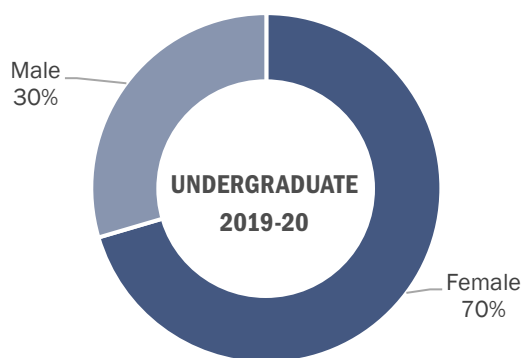
EXPERIENTIAL PROGRAMS ABROAD

PROGRAM	FALL 2019	JANUARY 2020	SPRING 2020	SUMMER 2020	TOTAL
Internship Programs	3	-	7	14*	10
Field Study/Practicum Programs	5	30	8	-	43
Independent Research Programs	2	1	-	-	3
GRAND TOTAL	10	31	15	14	70

*Remote global internships conducted virtually during Summer 2020 not included in other participation data

STUDENT PARTICIPANT DEMOGRAPHICS

STUDENT PARTICIPATION BY GENDER



GENDER	2017-18	2018-19	2019-20
Female	67.70%	66.94%	70.45%
Male	32.30%	33.06%	29.55%



GENDER	2017-18	2018-19	2019-20
Female	47.10%	42.47%	47.31%
Male	52.90%	57.53%	52.69%

PARTICIPATION BY ETHNICITY/RACE

UNDERGRADUATE ETHNICITY/RACE	COUNT	% OF UG STUDENTS ABROAD	UVA UG ENROLLMENT	NATIONAL AVERAGE (UG + GRAD)*
Asian	83	9.81%	15.00%	8.40%
Black or African American	71	8.39%	7.00%	6.10%
Hispanic	73	8.63%	7.00%	10.60%
Multi-Race	30	3.55%	5.00%	4.40%
White	525	62.06%	56.00%	70.00%
Native Hawaiian or Other Pacific Islander	1	0.12%	-	-
Non-Resident Alien	15	1.77%	5.00%	-
Race and Ethnicity Unknown	48	5.67%	5.00%	-
GRAND TOTAL	846	100.00%	100.00%	-

GRADUATE/PROFESSIONAL ETHNICITY/RACE	COUNT	% OF GRAD STUDENTS ABROAD	UVA GRAD ENROLLMENT	NATIONAL AVERAGE (UG + GRAD)*
Asian	33	7.91%	6%	8.40%
Black or African American	31	7.43%	5%	6.10%
Hispanic	24	5.76%	5%	10.60%
Multi-Race	11	2.64%	3%	4.40%
White	231	55.40%	57%	70.00%
Non-Resident Alien	82	19.66%	21%	-
Race and Ethnicity Unknown	5	1.20%	2%	-
GRAND TOTAL	417	100.00%	100.00%	-

*2017-18 data, Native Hawaiian/Pacific Islander combined with Asian

UNDERGRADUATE BY RESIDENCE

PROGRAM TYPE	IN-STATE	OUT-OF-STATE	TOTAL
Exchange	114	25	139
Independent	10	1	11
Outside	100	103	203
UVA	269	186	455
UVA Partner	27	11	38
GRAND TOTAL	520	326	846

UNDERGRADUATE FIRST-GENERATION STUDENTS

STUDENT	JANUARY	FALL EMBEDDED	FALL SEMESTER	SPRING SEMESTER	YEAR	GRAND TOTAL
First Generation	57	4	30	26	0	117
Total UG Abroad	286	18	227	311	4	846
% of UG Abroad	19.93%	22.22%	13.22%	8.36%	0.00%	13.83%

LEADING DESTINATIONS

UNDERGRADUATE	
COUNTRY	STUDENTS
Spain	166
Italy	94
United Kingdom	85
France	60
Australia	57
Denmark	41
Argentina	32
Germany	27
India	24
Ghana	22

GRADUATE/PROFESSIONAL	
COUNTRY	STUDENTS
India	105
Brazil	67
Australia	34
France	23
Multiple - Middle East and North Africa	21
Multiple - Europe/East Asia	19
Israel	18
Argentina	16
United Kingdom	16
Spain	14

ALL DESTINATIONS

COUNTRY	UGRAD	GRAD/PROF	TOTAL
Argentina	32	16	48
At Sea	7	0	7
Australia	57	34	91
Austria	3	0	3
Belgium	1	0	1
Brazil	5	67	72
Canada	6	2	8
Chile	1	3	4
China	6	7	13
Costa Rica	2	6	8
Cuba	2	1	3
Czech Republic	1	0	1
Denmark	41	0	41
Egypt	1	0	1
France	60	23	83
Georgia	0	2	2
Germany	27	3	30
Ghana	22	12	34
Greece	5	0	5
Guatemala	1	6	7
Hong Kong	5	1	6
Hungary	1	0	1
Iceland	1	0	1
India	24	105	129
Indonesia	0	2	2
Ireland	8	0	8
Israel	1	18	19
Italy	94	2	96

COUNTRY	UGRAD	GRAD/PROF	TOTAL
Japan	3	3	6
Jordan	18	0	18
Kenya	19	7	26
Kyrgyzstan	0	2	2
Madagascar	0	1	1
Mexico	1	3	4
Multiple - Asia/South-East Asia	0	1	1
Multiple - East Asia	0	1	1
Multiple - East Asia/South-East Asia	20	1	21
Multiple - Europe	20	0	20
Multiple - Europe/East Asia	0	19	19
Multiple - Europe/South America	0	1	1
Multiple - Middle East and North Africa	1	21	22
Multiple - Middle East and North Africa/Europe	1	0	1
Multiple - Oceania	1	0	1
Multiple - South America	3	0	3
Multiple - South Asia/Middle East and North Africa	16	0	16
Netherlands	8	0	8

COUNTRY	UGRAD	GRAD/PROF	TOTAL
New Zealand	6	0	6
Peru	2	4	6
Rwanda	0	2	2
Saint Kitts and Nevis	18	2	20
Senegal	1	0	1
Singapore	17	0	17
Slovenia	0	1	1
South Korea	9	1	10
Spain	166	14	180
Sweden	0	3	3
Tanzania	2	5	7
Tunisia	1	0	1
Uganda	0	4	4
United Kingdom	85	16	101
Vietnam	13	4	17
Zimbabwe	1	1	2
TOTAL	846	427	1273



All destinations

STUDENTS ABROAD AS A PERCENTAGE OF SCHOOL OF ENROLLMENT

UNDERGRADUATE				
SCHOOL OF ENROLLMENT (SOE)	STUDENTS*	% OF UG ABROAD	TOTAL SOE	% OF TOTAL SOE ABROAD
Architecture	40	4.77%	324	12.35%
Arts & Sciences	549	65.44%	11,537	4.76%
Commerce	119	14.18%	732	16.26%
Education	31	3.69%	443	7.00%
Engineering	71	8.46%	2,870	2.47%
Leadership & Public Policy	22	2.62%	157	14.01%
Nursing	7	0.83%	401	1.75%
GRAND TOTAL	839	100.00%	16,464	5.10%

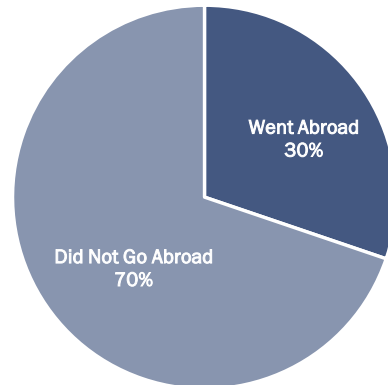
GRADUATE/PROFESSIONAL				
SCHOOL OF ENROLLMENT	STUDENTS*	% OF GRAD ABROAD	TOTAL SOE	% OF TOTAL SOE ABROAD
Architecture	50	12.17%	268	18.66%
Arts & Sciences	19	4.62%	1324	1.44%
Business	223	54.26%	933	23.90%
Commerce	33	8.03%	273	12.09%
Education	2	0.49%	1241	0.16%
Engineering	3	0.73%	1103	0.27%
Law	50	12.17%	1039	4.81%
Leadership & Public Policy	6	1.46%	116	5.17%
Medicine	20	4.86%	954	2.10%
Provost	5	1.22%	99	5.05%
GRAND TOTAL	411	100.00%	7350	5.59%

Note: Students who went abroad multiple times only counted once



CLASS OF 2020 - EDUCATION ABROAD UNDERGRADUATE PARTICIPATION

SCHOOL	COUNT
Architecture Undergraduate	34
Arts & Sciences Undergraduate	822
Commerce Undergraduate	169
Education Undergraduate	47
Engineering Undergraduate	116
Ldsh & Public Policy Undergrad	45
Nursing Undergraduate	26
SCPS Undergraduate	1
GRAND TOTAL	1260



UNDERGRADUATE BY ACADEMIC YEAR

UNDERGRAD YEAR	JANUARY	FALL EMBEDDED	FALL SEMESTER	SPRING SEMESTER	YEAR	GRAND TOTAL
1st year	4	-	28	-	-	32
2nd year	54	-	22	40	-	116
3rd year	109	-	122	264	4	499
4th year	119	18	55	7	-	199
GRAND TOTAL	286	18	227	311	4	846



DEGREE PROGRAM OF UNDERGRADUATE STUDENTS

Sorted by number of students (double majors included)

MAJOR	COUNT
Commerce (BSC)	156
Arts & Sciences Undeclared	121
INTER-Global Studies (BA)	64
Architecture (BS)	54
Economics (BA)	50
Spanish (BA)	48
Foreign Affairs (BA)	46
INTER-Media Studies (BA)	41
INTER-Computer Science (BA)	30
History (BA)	28
INTER-Cognitive Science (BA)	27
Psychology (BA)	27
English (BA)	25
Public Policy & Leadership (BA)	22
Systems Engineering (BS)	22
French (BA)	20
Computer Science (BS)	19
Biology (BA)	18
Kinesiology (BSED)	18
INTER-American Studies (BA)	16
INTER-Statistics (BA)	15
Anthropology (BA)	14
Biomedical Engineering (BS)	11
Government (BA)	11
Youth & Social Innovatn (BSED)	11
Afr-Am & African Studies (BA)	10
Art-Art History (BA)	10
INTER-Polit Phil Pol&Law (BA)	10
Environmental Sciences (BS)	9
Nursing (BSN)	8
Religious Studies (BA)	8
Sociology (BA)	8
Urban & Environ Planning(BUEP)	8
Mechanical Engineering (BS)	7
Civil Engineering (BS)	6
Environmental Sciences (BA)	5
INTER-Linguistics (BA)	4
Mathematics-Financial (BA)	4

MAJOR	COUNT
Physics (BA)	4
Speech Comm Disorders (BSED)	4
Architectural History (BARH)	3
AREA-Latin American Stds (BA)	3
Art-Studio Art (BA)	3
Astronomy-Physics (BS)	3
Chemistry-Environmental (BS)	3
Computer Engineering (BS)	3
Drama (BA)	3
English-Poetry Writing (BA)	3
INTER-Archaeology (BA)	3
INTER-Women Gndr Sexuality (BA)	3
Mathematics (BA)	3
Music (BA)	3
Architecture Undeclared	2
Classics (BA)	2
Engineering Science (BS)	2
INTER-Middle E Studies (BA)	2
Physics (BS)	2
INTER-Middle E Langs & Lit (BA)	2
Aerospace Engineering (BS)	1
Biology (BS)	1
Chemistry (BA)	1
Chemical Engineering (BS)	1
Electrical Engineering (BS)	1
German (BA)	1
INTER-Human Biology (BA)	1
INTER-Medieval Studies (BA)	1
Chemistry - Biochem (BS)	1
INTER-East Asian Studies (BA)	1
INTER-German Studies (BA)	1
INTER-Japanese Lang & Lit (BA)	1
INTER-Political&Soc Tht (BA)	1
Italian (BA)	1
Mathematics-Prob&Stats (BA)	1
GRAND TOTAL	1082

UNDERGRADUATE MAJORS ABROAD BY ACADEMIC YEAR

Only counting first declared major


1ST YEAR	COUNT
Arts & Sciences Undeclared	31
Architecture Undeclared	1
TOTAL	32

2ND YEAR	COUNT
Arts & Sciences Undeclared	69
Computer Science (BS)	7
Spanish (BA)	5
Biomedical Engineering (BS)	4
Civil Engineering (BS)	4
History (BA)	4
Systems Engineering (BS)	4
Art-Art History (BA)	2
Computer Engineering (BS)	2
INTER-Cognitive Science (BA)	2
INTER-Linguistics (BA)	2
Mechanical Engineering (BS)	2
Architecture (BS)	1
Chemical Engineering (BS)	1
Drama (BA)	1
Economics (BA)	1
English (BA)	1
French (BA)	1
INTER-Archaeology (BA)	1
Kinesiology (BSED)	1
Music (BA)	1
TOTAL	116

3RD YEAR	COUNT
Commerce (BSC)	90
INTER-Global Studies (BA)	35
INTER-Media Studies (BA)	30
Economics (BA)	24
Arts & Sciences Undeclared	21
Spanish (BA)	21
Public Policy & Leadership (BA)	20
Psychology (BA)	18
Foreign Affairs (BA)	17
History (BA)	15
English (BA)	14
INTER-Cognitive Science (BA)	14
Systems Engineering (BS)	14
INTER-Computer Science (BA)	13
Biology (BA)	10

3RD YEAR	COUNT
Computer Science (BS)	10
INTER-American Studies (BA)	10
Environmental Sciences (BS)	9
French (BA)	8
Kinesiology (BSED)	8
Youth & Social Innovatn (BSED)	8
Government (BA)	6
INTER-Statistics (BA)	6
Religious Studies (BA)	6
Afr-Am & African Studies (BA)	5
Anthropology (BA)	5
INTER-Polit Phil Pol&Law (BA)	5
Biomedical Engineering (BS)	4
Speech Comm Disorders (BSED)	4
Urban & Environ Planning (BUEP)	4
Architecture (BS)	3
Drama (BA)	3
INTER-Women Gndr Sexuality (BA)	3
Sociology (BA)	3
Art-Art History (BA)	2
Business Fundamentals (NC-Cert)	2
Classics (BA)	2
English-Poetry Writing (BA)	2
Environmental Sciences (BA)	2
Mathematics-Financial (BA)	2
Mechanical Engineering (BS)	2
Physics (BS)	2
Aerospace Engineering (BS)	1
Architectural History (BARH)	1
AREA-Latin American Stds (BA)	1
Art-Studio Art (BA)	1
Astronomy-Physics (BS)	1
Biology (BS)	1
Civil Engineering (BS)	1
Computer Engineering (BS)	1
Electrical Engineering (BS)	1
German (BA)	1
INTER-Archaeology (BA)	1
INTER-Human Biology (BA)	1
INTER-Linguistics (BA)	1
INTER-Middle E Studies (BA)	1
Mathematics (BA)	1
Nursing (BSN)	1
Physics (BA)	1
TOTAL	499

4TH YEAR	COUNT
Commerce (BSC)	30
Architecture (BS)	28
Foreign Affairs (BA)	15
INTER-Global Studies (BA)	13
Economics (BA)	10
Kinesiology (BSED)	7
INTER-Computer Science (BA)	6
Nursing (BSN)	6
Afr-Am & African Studies (BA)	5
History (BA)	5
Systems Engineering (BS)	5
Business Fundamentals (NC-Cert)	4
English (BA)	4
INTER-Cognitive Science (BA)	4
Sociology (BA)	4
Anthropology (BA)	3
Biomedical Engineering (BS)	3
Chemistry-Environmental (BS)	3
French (BA)	3
Government (BA)	3
INTER-American Studies (BA)	3
INTER-Media Studies (BA)	3
Mechanical Engineering (BS)	3
Psychology (BA)	3
Youth & Social Innovatn (BSED)	3
Engineering Science (BS)	2
INTER-Statistics (BA)	2
Mathematics-Financial (BA)	2
Public Policy & Leadership(BA)	2
Spanish (BA)	2
Architectural History (BARH)	1
AREA-Latin American Stds (BA)	1
Art-Studio Art (BA)	1
Biology (BA)	1
Civil Engineering (BS)	1
Computer Science (BS)	1
Environmental Sciences (BA)	1
INTER-Linguistics (BA)	1
INTER-Medieval Studies (BA)	1
INTER-Polit Phil Pol&Law (BA)	1
Music (BA)	1
Physics (BA)	1
Urban & Environ Planning (BUPE)	1
TOTAL	199





DEGREE PROGRAM OF GRADUATE AND PROFESSIONAL STUDENTS

Sorted by number of students

GRADUATE DEGREE PROGRAM	COUNT
Business Administration (MBA)	104
Business Admin-NoVa (GEMBA)	58
Business Admin-NoVa (EMBA)	39
Law (JD)	37
Architecture (MArch)	24
Landscape Architecture (MLAR)	19
Global Commerce (MS)	18
Business Administration(GEMBA)	16
Medicine (MD)	16
Business Administration (EMBA)	11
Law (LLM)	10
Management Info Tech-NoVa	9
Management Information Technol	6
European Studies (MA)	5
Public Policy (MPP-2yr)	4
Urban & Environ Planning(MUEP)	4
Anthropology (MA)	3
Civil Engineering (PhD)	2
Constructed Environment (PhD)	2
Environmental Sciences (PhD)	2
History (MA)	2
Microbiology (PhD)	2
Public Policy (MPP)	2

GRADUATE DEGREE PROGRAM	COUNT
Spanish (MA)	2
Anthropology (PhD)	1
Architectural History (MARH)	1
Biomedical Engineering (PhD)	1
Chemical Engineering (PhD)	1
Data Science (MS)	1
Education (PhD)	1
Educational Psychology (MED)	1
English (MA)	1
Foreign Affairs (MA)	1
Foreign Affairs (PhD)	1
Middle Eastern & S Asian (MA)	1
Music (MA)	1
Neuroscience (PhD)	1
Religious Studies (PhD)	1
GRAND TOTAL	411

FINANCIAL AID FOR EDUCATION ABROAD, UNDERGRADUATE STUDENTS

NEED-BASED FINANCIAL AID

TERM	ALL NEED-BASED AID		PELL GRANT		TOTAL # UG ABROAD
	# OF RECIPIENTS	% OF UG ABROAD	# OF RECIPIENT	% OF UG ABROAD	
Fall 2019	81	33.06%	41	16.73%	245
January 2020	150	52.45%	98	34.27%	286
Spring 2020	91	29.26%	27	8.68%	311
Year*	-	-	-	-	4
Summer 2020	-	-	-	-	0
TOTAL	322	38.06%	166	19.62%	846

**Aid recipients included in spring and fall semester data*

SCHOLARSHIPS AWARDED THROUGH ISO

TERM	# OF RECIPIENTS	AMOUNT
Fall 2019	18	\$50,850
Year 2019-20	1	\$1,000
Spring 2020	30	\$85,343
Summer 2020*	6	\$2,524
TOTAL	55	\$139,717

**Amended awards for Global Internship recipients participating in remote global internships*





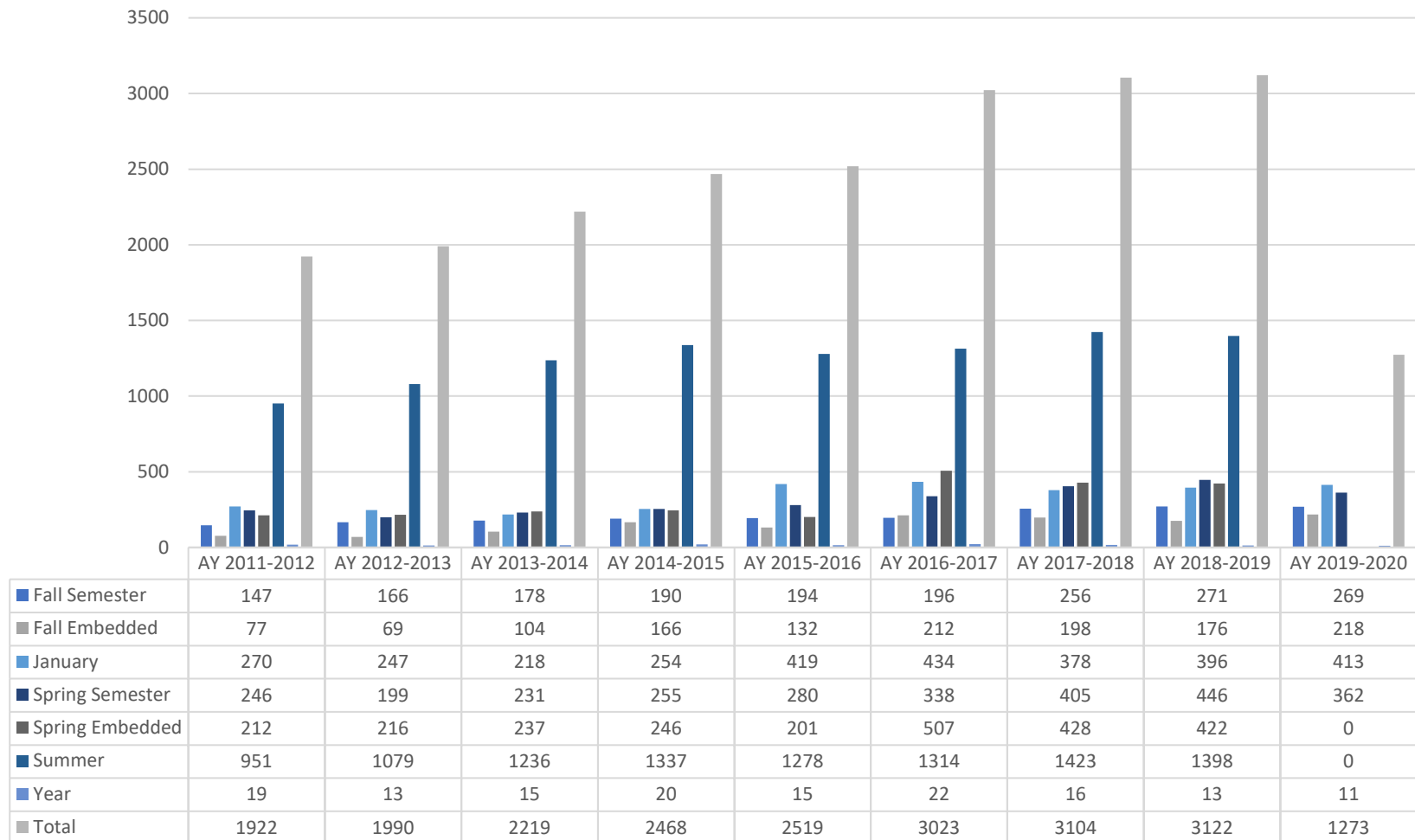
EDUCATION ABROAD PROGRAM AND COURSE EVALUATION DATA, UNDERGRADUATE STUDENTS SUMMER 2015 - SPRING 2020

% of respondents who strongly agreed or agreed with the statement



HISTORICAL DATA

Total Number of UVA Education Abroad Participants
2011-2012 to 2019-2020



UNDERGRADUATE SEMESTER/ACADEMIC YEAR STUDY

	SEMESTER	YEAR	TOTAL	PERCENT INCREASE
2016-17	534	22	556	-
2017-18	661	16	677	21.76%
2018-19	717	13	730	7.83%
2019-20	583	5	588	-19.45%

INTERNATIONAL ACADEMIC AFFILIATION AGREEMENTS

COUNTRY	COUNT
Argentina	2
Australia	8
Bahamas	1
Belgium	1
Bhutan	2
Brazil	4
Canada	5
Chile	1
China	18
Columbia	2
Denmark	2
Dominican Republic	1
Ecuador	2
Egypt	1
Finland	1
France	16
Germany	15
Greece	1
Guatemala	1
Honduras	1
Hong Kong	7
Hungary	1
India	9
Ireland	2
Israel	2
Italy	6
Japan	17
Jordan	1
Lithuania	2

COUNTRY	COUNT
Luxembourg	1
Mexico	2
Morocco	1
Netherlands	1
New Zealand	5
Nicaragua	1
Norway	1
Pakistan	1
Peru	1
Poland	3
Romania	1
Russia	2
Rwanda	2
Senegal	1
Serbia	1
Singapore	4
South Africa	2
South Korea	6
Spain	13
Sweden	1
Switzerland	2
Taiwan	2
Thailand	1
Turkey	2
Uganda	2
United Kingdom	16
Vietnam	1
GRAND TOTAL	208



Lorna Sundberg International Center

773
PARTICIPANTS

69
COUNTRIES

57
PROGRAMS

The International Center (IC) continued to meet a need for short-term lodgings for international visitors, meeting space for UVA departments and organizations' cultural events, and English language programs for UVA and community members. Each month, the IC hosted multiple social and cultural programs including interactive activities, cooking classes, workshops, and local outings. Large special events this year included the annual Mary Ellen Brown Family Picnic and the Holiday Lights Celebration. The IC collaborated with 36 volunteers for a total of 241 hours to organize and implement these programs.

Due to the pandemic and the University's operational changes starting in March, the number of program participants, space users, and lodging guests the center typically engages with in the spring semester decreased. Most programs and reservations in March were cancelled, and, in April and May, only online programs were held and all space and lodging reservations were cancelled.

Erwin Wijaya from Indonesia and Lihong (Mary) Peng from China were awarded the 2020 Lorna Sundberg Scholarship for their academic achievement, leadership, and commitment to volunteerism.

Each month, approximately **6,600** members of the UVA and Charlottesville community receive the IC newsletter.

In the annual programming survey, 76% of the respondents strongly agreed and 24% agreed that the IC provided a comfortable and welcoming environment for them to share their own cultures and to learn about other cultures.

26 SOCIAL & CULTURAL EVENTS

26 COOKING PROGRAMS

5 ENGLISH LANGUAGE PROGRAMS

42 MEETING & RECEPTION SPACE
RESERVATIONS

45 LODGING GUESTS



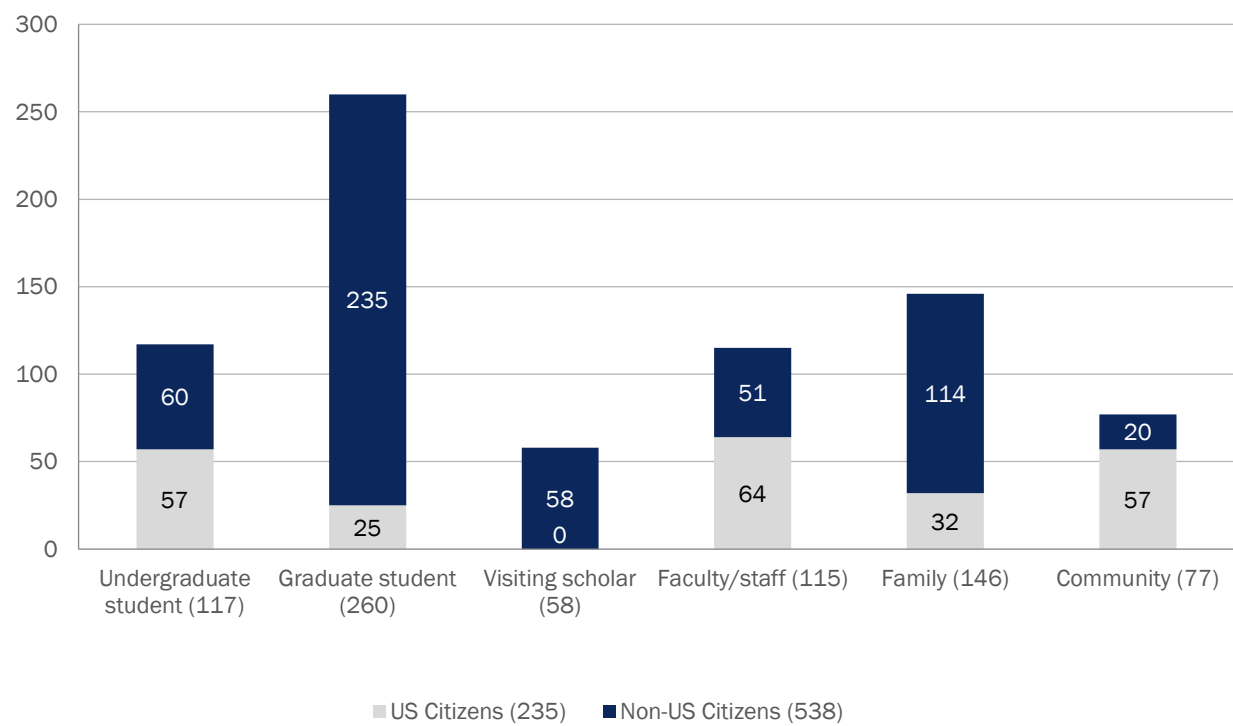
PARTICIPANT HOME COUNTRIES

Participants are from 65 countries with the most from the U.S., China, and India.



PARTICIPANT STATUS

235 US citizens and 538 Non-US citizens



Cultural Orientation, Reflection, and Engagement

In 2010, UVA Education Abroad staff and faculty together developed a set of learning goals in intercultural understanding, reflection, and communication for undergraduates who study, conduct research, and work abroad. From this initiative, culture-specific courses, workshops, and modules have been created for individual programs, and the highly-praised and flexible CORE curriculum, taught by advanced graduate students in the cultural humanities and social sciences, is offered every semester to anyone spending at least 3 weeks abroad.

For 2019-20, up to 200 students were expected and planning to participate in a range of offerings. But with the exception of atypical cohort of 22 students in fall and early spring, the suspensions and cancellations to in-situ study brought about by the coronavirus pandemic resulted in CORE and related summer courses being put on hold. We look forward to reviving this vibrant part of the UVA Education Abroad experience when international travel safely resumes.

Peace Corps Prep

7

**STUDENTS ADMITTED
TO THE PROGRAM**

10

**STUDENTS COMPLETED
THE PROGRAM**

Launched in August 2016, the UVA Peace Corps Prep program prepares undergraduates for international development fieldwork and potential Peace Corps service. Students admitted to the program build the following four core competencies through interrelated coursework, hands-on experience, and professional development support:

- Sector-specific skills
- Foreign language proficiency
- Intercultural competence
- Professional savvy and leadership

Upon completion of the program, participants receive a certificate from the Peace Corps—and a competitive edge when applying for Peace Corps service.

Student Awards & Honors

Students and alumni at UVA received numerous awards throughout the year to pursue their education and research abroad. They work with the ISO, Office of Citizen Scholar Development (OCSD), other University offices, and external agencies during their application process. Some notable awards students and alumni received in 2019-20 were the Benjamin A. Gilman, Schwarzman, Rhodes, and the Ford Foundation scholarships. This year, OCSD [reported](#) that 22 UVA alumni and graduate students received Fulbright Scholarships. Through these esteemed awards, students will have the opportunity to engage in programs in countries around the world, such as China, South Africa, Cuba, and Peru.

2020 ISO GRADUATION AWARDS FOR INTERNATIONAL STUDENTS

STUDENT NAME	DEPARTMENT	HONOR/AWARD
Abbis Haider Jaffri	Kinesiology - Sports Medicine	Graduate Award for Leadership
Hamed Joodaki	Mechanical & Aerospace Engineering	Graduate Award for Academic Excellence
Huiru Shen	Landscape Architecture	Graduate Award for Academic Excellence
Xingyu Zhang	Architecture	Undergraduate Award for Academic Excellence
Yi Fan Lim	Commerce	Undergraduate Award for Leadership

Links

Center for American English Language and Culture
Class of 2019 Undergraduate Education Abroad Infographic
Historical Data on International Student Enrollment
Office of Citizen Scholar Development
UVA Global: International and Global Programs
UVA Global Network: Connecting Alumni, Parents, and Friends around the World



International Studies Office at the University of Virginia
208 Minor Hall, P.O. Box 400165
Charlottesville, VA 22904
434 982-3010
<http://iso.virginia.edu/>